

Balance sheet

Form : FS.01/CS





For quarter III Year 2021, (Ending date 30/09/2021)

All currency to LAK

No.	Assets	Remarks	Amount	
			This quarter	Last quarter
I	Cash and Nostro Accounts with Central Bank		110,628,513,952.28	112,867,486,665.58
	1. Cash and Cash Equivalents		921,446,729.26	770,385,214.02
	2. Demand Deposits		109,622,306,168.90	112,008,708,301.92
	3. Fixed Deposits		84,761,054.12	88,393,149.64
II	Amount Due from Other Banks		14,733,950,726.60	10,496,508,216.21
	1. Demand Deposits		14,733,950,726.60	10,496,508,216.21
	2. Fixed Deposits		-	-
	3. Net Loans and Advances		-	-
III	Securities purchased under resale agreements		-	-
IV	Net Investment in Securities		-	-
	1. Dealing Securities		-	-
	2. Securities Available for sale		-	-
	3. Securities for Investment		-	-
V	Net loans and Advances to Customers		-	-
VI	Investment In Subsidiaries, Joint Venture and holding Securities at Stocks Inst.		-	-
VII	Leasing and General Lease		-	-
VIII	Net Fixed Assets		19,573,683.36	21,381,250.47
	1. Fixed Assets under purchasing of Constructing		-	-
	2. Intangible Assets		12,915,816.16	13,946,392.59
	3. Property, Plant and Equipment		6,657,867.20	7,434,857.88
	4. Right to Rent Property (NBV)		-	-
IX	Registered Capital not reimbursed		-	-
X	Others Assets		15,162,274.41	26,454,373.20
	1. Accrued Interest and other Account Receivable		-	-
	2. Head Office and Branches		-	-
	3. Others		15,162,274.41	26,454,373.20
	Total of Assets		125,397,200,636.65	123,411,830,505.46

04/10/2021



Auditor	ທ. Credit	Accountant	Creator
			
Souksavanh Luangamarth	Hongkham Vongkhamheng	Unchalee Suwannasin	Phutthakhoun Phothisan

Balance sheet

Form : FS.01/CS

For quarter III Year 2021, (Ending date 30/09/2021)

All currency to LAK

No.	Liabilities	Remarks	Amount	
			This quarter	Last quarter
I	Debt Payable to Other Banks and Financial Institutions		57,379,250,000.00	54,429,500,000.00
	1. Demand Deposits		-	-
	2. Fixed Deposits		-	-
	3. Borrowing Funds		57,379,250,000.00	54,429,500,000.00
	4. Other Debt Payable to Banks and Financial Institutions		-	-
II	Debt Payable to Customers		1,436,682,428.73	1,580,597,964.54
	1. Demand Deposits		1,378,538,530.73	1,522,454,066.54
	2. Fixed Deposits		58,143,898.00	58,143,898.00
	3. Other Debt Payable to Customers		-	-
III	Securities Sold under repurchased agreement		-	-
IV	Debt Payable related issuing Securities		-	-
V	Others Liabilities		32,369,624,073.12	32,380,996,223.50
	1. Accrued Interest and other Account Payable		351,702,550.05	1,102,792,753.66
	2. Head Office / Branches		31,911,544,674.25	30,980,944,674.25
	3. Other		106,376,848.82	297,258,795.59
Total of Liabilities			91,185,556,501.85	88,391,094,188.04
VI	Equity and its Similar		34,211,644,134.80	35,020,736,317.43
	1. Registered Capital		100,111,940,337.00	100,111,940,337.00
	2. Share's Premium		-	-
	3. Legal Reserve		-	-
	4. Reserve for Expansion Business		-	-
	5. Other Reserve		-	-
	6. Margin for Revaluation		-	-
	7. Provisions under BOL's Regulations		-	-
	8. Retained Earning (+/)		(63,613,850,039.80)	(63,613,850,039.80)
	9. Result in Instance of Approval (+/)		-	-
	10. Result of the year (+/)		(2,286,446,162.40)	(1,477,353,979.77)
	11. Subvention and Allocated Funds		-	-
	12. Subordinated Debts		-	-
Total of Liabilities and Equity			125,397,200,636.65	123,411,830,505.46

04/10/2021



Auditor

Souksavanh Luangamarth

ໜ. Credit

Hongkham Vongkhamheng

Accountant

Unchalee Suwannasin

Creator

Phutthakhoun Phothisan

Income statement

Form : FS 02/CB

For quarter III Year 2021, (Ending date 30/09/2021)

Unit : LAK

No.	Detail	Remarks	Amount	
			This quarter	Last quarter
19	+ / Net Income / Expenses on Revaluation Debt and Off Balance Sheet Items		<u>0.00</u>	<u>0.00</u>
	19.1 Depreciation on Bad Debt and Debt Payable		0.00	0.00
	19.2 Reverse Depreciation on Bad Debt and writoff Debt Revenue		0.00	0.00
20	+ / Net Gain / Loss from Revaluation Financial Asset		0.00	0.00
III. Net Normal Incomes ,Expenses (15 + 16 + 17 + 18 + 19 + 20)			(2,056,478,327.60)	(1,404,585,379.08)
IV. Result before Extraordinary Items			(2,286,446,162.40)	(1,477,353,979.77)
21	Tax Profit		0.00	0.00
V. Net results in a month			(2,286,446,162.40)	(1,477,353,979.77)
C. Other Income that not from business			<u>0.00</u>	<u>0.00</u>
22	Changes in capital gains from asset valuation		0.00	0.00
23	Gain (Loss) to estimate the cost of asset for sale		0.00	0.00
24	Profit tax raising from other income		0.00	0.00
Net total of profit (Loss) that not from business			(2,286,446,162.40)	(1,477,353,979.77)

04/10/2021



M. Auditor

Souksavanh Luangamarth

N. Credit

Hongkham Vongkhamheng

Accountant

Unchalee Suwannasin

Creator

Phutthakhoun Phothis