

Balance sheet

Form : FS.01/CS

For quarter II Year 2021, (Ending date 30/06/2021)

All currency to LAK

No.	Assets	Remarks	Amount	
			This quarter	Last quarter
I	Cash and Nostro Accounts with Bank and Financial Institutions		112,867,486,665.58	112,487,903,886.30
	1. Cash and Cash Equivalents		770,385,214.02	822,638,895.96
	2. Nostro Accounts with Bank and Financial Institutions		112,097,101,451.56	111,665,264,990.34
II	Amount Due from Banks and Financial Institutions		10,496,508,216.21	10,138,262,515.94
III	Securities purchased under resale agreements		-	-
IV	Net Investment in Securities		-	-
	1. Dealing Securities		-	-
	2. Securities Available for sale		-	-
	3. Securities for Investment		-	-
V	Net loans and Advances to Customers		-	-
VI	Investment in Subsidiaries, Joint Venture and holding Securities at Stocks Inst.		-	-
VII	Leasing and General Lease		-	-
VIII	Net Fixed Assets		21,381,250.47	23,242,944.47
	1. Fixed Assets under purchasing of Constructing		-	-
	2. Intangible Assets		13,946,392.59	15,039,541.44
	3. Property, Plant and Equipment		7,434,857.88	8,203,403.03
	4. Right to Rent Property (NBV)		-	-
IX	Registered Capital not reimbursed		-	-
X	Others Assets		26,454,373.20	69,683,944.87
	1. Accrued Interest and other Account Receivable		-	-
	2. Head Office and Branches		-	-
	3. Deferred tax		-	-
	4. Others		26,454,373.20	69,683,944.87
	Total of Assets		123,411,830,505.46	122,719,093,291.58

02/07/2021



Auditor

Souksavanh Luangamarth

Credit

Hongkham Vongkhamheng

Accountant

Unchalee Suwannasin

Creator

Phutthakhoun Phothisan

Balance sheet

Form : FS.01/CS


For quarter II Year 2021, (Ending date 30/06/2021)

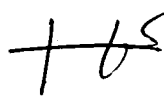
All currency to LAK


No.	Liabilities	Remarks	Amount	
			This quarter	Last quarter
I	Debt Payable to Other Banks and Financial Institutions		54,429,500,000.00	53,986,750,000.00
	1. Deposits		-	-
	2. Borrowing Funds and Other Debt Payable		54,429,500,000.00	53,986,750,000.00
II	Debt Payable to Customers		1,580,597,964.54	1,484,131,200.50
	1. Deposits		1,580,597,964.54	1,484,131,200.50
	3. Other Debt Payable		-	-
III	Securities Sold under repurchased agreement		-	-
IV	Debt Payable related Issuing Securities		-	-
V	Others Liabilities		32,380,996,223.49	31,498,301,117.53
	1. Accrued Interest and other Account Payable		1,102,792,753.66	673,407,140.28
	2. Head Office / Branches		30,980,944,674.25	30,720,044,674.25
	3. Deferred Tax		-	-
	4. Other		297,258,795.58	104,849,303.00
Total of Liabilities			88,391,094,188.03	86,969,182,318.03
VI	Equity and its Similar		35,020,736,317.43	35,749,910,973.55
	1. Registered Capital		100,111,940,337.00	100,111,940,337.00
	2. Share's Premium		-	-
	3. Legal Reserve		-	-
	4. Reserve for Expansion Business		-	-
	5. Other Reserve		-	-
	6. Margin for Revaluation		-	-
	7. Provisions under BOL's Regulations		-	-
	8. Retained Earning (+/-)		(63,613,850,039.80)	(63,613,850,039.80)
	9. Result in Instance of Approval (+/-)		-	-
	10. Result of the year (+/-)		(1,477,353,979.77)	(748,179,323.65)
	11. Subvention and Allocated Funds		-	-
	12. Subordinated Debts		-	-
Total of Liabilities and Equity			123,411,830,505.46	122,719,093,291.58


0.01



Auditor

 Souksavanh Luangamarth

Credit

 Hongkham Vongkhamheng

Accountant

 Unchalee Suwannasin

02/07/2021
 Creator

 Phutthakhoun Phothisan

Income statement

For quarter II Year 2021, (Ending date 30/06/2021)

Unit : LAK

No.	Detail	Remarks	Amount	
			This quarter	Last quarter
A. Operating Income and Expenses				
1	+Interest Incomes and its Equivalents		<u>0.00</u>	<u>0.00</u>
	1.1 Interest and its Equivalents from Interbanks		0.00	0.00
	1.2 Interest and its Equivalents from Customers		0.00	0.00
	1.3 Interest from Securities purchased under resale agreement		0.00	0.00
	1.4 Interest and its Equivalents from Securities for Investment		0.00	0.00
	1.5 Other Interest		0.00	0.00
2	- Interest Expenses and its Equivalents		<u>(6,098,136.78)</u>	<u>(3,103,469.73)</u>
	2.1 Interest Expenses and its Equivalents to Interbank		0.00	0.00
	2.2 Interest Expenses and its Equivalents to Customers		(6,098,136.78)	(3,103,469.73)
	2.3 Interest Expenses on Securities Sold under Repurchased agreement		0.00	0.00
	2.4 Interest Expenses on Certificates of Deposits		0.00	0.00
	2.5 Interest and Interest Inequivalent		0.00	0.00
3	+ / - Gain / Loss on Trading Gold and other Precious Metal		<u>0.00</u>	<u>0.00</u>
I. Incomes ,Expenses Interest Margin (1 + 2 + 3)			<u>(6,098,136.78)</u>	<u>(3,103,469.73)</u>
4	+ Incomes from Leasing and Lease Available to buy		0.00	0.00
5	-Expenses on Leasing and Lease Available to buy		0.00	0.00
6	+ Incomes from Rental		0.00	0.00
7	-Expenses on Rental		0.00	0.00
8	+ Incomes from Capital Contribution / Shares		0.00	0.00
9	+ Fees and Financial services Commissions Income		53,409.60	53,409.60
10	- Fees and Financial services Commission Expenses		(41,924,881.22)	(24,367,717.22)
11	+ / - Profit / Loss on Dealing Securities		0.00	0.00
12	+ / - Profit / Loss on Securities Available for Sale		0.00	0.00
13	+ / - Net Profit / Loss on Foreign Exchange		(24,798,992.29)	(13,344,762.50)
14	+ / - Net Profit / Loss on trading Conditional Instrument		0.00	0.00
II. Net Operating Incomes (I+4+...14)			<u>(72,768,600.69)</u>	<u>(40,762,539.85)</u>
B. Normal Incomes and Expenses				
15	+ Other Operating Incomes		22,345,200.00	22,345,200.00
16	- Administrations Expenses		<u>(1,420,385,508.23)</u>	<u>(725,468,274.95)</u>
	16.1 Employees's Expenses		(355,877,637.37)	(195,928,340.99)
	16.2 Other Administrations Expenses		(1,064,507,870.86)	(529,539,933.96)
17	- Amortization and Depreciation Expenses of Tangible and Intangible FA		(5,732,545.85)	(3,870,851.85)
18	- Other Operating Expenses		(812,525.00)	(422,857.00)

Income statement

Form : FS 02/CB

For quarter II Year 2021, (Ending date 30/06/2021)


Unit : LAK

No.	Detail	Remarks	Amount	
			This quarter	Last quarter
19	+ / Net Income / Expenses on Revaluation Debt and Off Balance Sheet Items		<u>0.00</u>	<u>0.00</u>
	19.1 Depreciation on Bad Debt and Debt Payable		0.00	0.00
	19.2 Reverse Depreciation on Bad Debt and writoff Debt Revenue		0.00	0.00
20	+ / Net Gain / Loss from Revaluation Financial Asset		0.00	0.00
III. Net Normal Incomes Expenses (15+... 20)			(1,404,585,379.08)	(707,416,783.80)
IV. Result before Extraordinary Items (II .III)			(1,477,353,979.77)	(748,179,323.65)
21	Profit Tax		0.00	0.00
22	Deferred Tax		0.00	0.00
V. Net results in a month			(1,477,353,979.77)	(748,179,323.65)
C. Other Income that not from business				
23	Changes in capital gains from asset valuation		0.00	0.00
24	Gain (Loss) to estimate the cost of asset for sale		0.00	0.00
25	Profit tax raising from other income		0.00	0.00
Net total of profit (Loss) that not from business			(1,477,353,979.77)	(748,179,323.65)


02/07/2021




Auditor


 Souksavanh Luangamarth

Credit


 Hongkham Vongkhamheng

Accountant


 Unchalee Suwannasin

Creater


 Phutthakhoun Phothis