

**Balance sheet**

Form : FS.01/CS

For quarter IV Year 2020, (Ending date 31/12/2020)

All currency to LAK

No.	Assets	Remarks	Amount	
			This quarter	Last quarter
I	<b>Cash and Nostro Accounts with Central Bank</b>		<b>112,227,816,731.46</b>	<b>112,443,356,427.13</b>
	1. Cash and Cash Equivalents		665,374,291.25	1,159,855,149.36
	2. Demand Deposits		111,414,997,043.39	111,128,824,995.74
	3. Fixed Deposits		147,445,396.82	154,676,282.03
II	<b>Amount Due from Other Banks</b>		<b>10,462,618,785.68</b>	<b>9,574,288,559.54</b>
	1. Demand Deposits		10,462,618,785.68	9,574,288,559.54
	2. Fixed Deposits		-	-
	3. Net Loans and Advances		-	-
III	<b>Securities purchased under resale agreements</b>		-	-
IV	<b>Net Investment in Securities</b>		-	-
	1. Dealing Securities		-	-
	2. Securities Available for sale		-	-
	3. Securities for Investment		-	-
V	<b>Net loans and Advances to Customers</b>		-	-
VI	<b>Investment in Subsidiaries, Joint Venture and holding Securities at Stocks Inst.</b>		-	-
VII	<b>Leasing and General Lease</b>		-	-
VIII	<b>Net Fixed Assets</b>		<b>27,113,796.32</b>	<b>35,358,700.88</b>
	1. Fixed Assets under purchasing of Constructing		-	-
	2. Intangible Assets		17,753,442.37	24,008,109.22
	3. Property, Plant and Equipment		9,360,353.95	11,350,591.66
	4. Right to Rent Property (NBV)		-	-
IX	<b>Registered Capital not reimbursed</b>		-	-
X	<b>Others Assets</b>		<b>72,616,327.78</b>	<b>513,585,451.43</b>
	1. Accrued Interest and other Account Receivable		-	-
	2. Head Office and Branches		-	-
	3. Others		72,616,327.78	513,585,451.43
	<b>Total of Assets</b>		<b>122,790,165,641.24</b>	<b>122,566,589,138.98</b>

05/01/2021



Director

Auditor

Credit

Accountant

Creator



Unchalee Suwannasin

Souksavanh Luangamarth

Hongkham Vongkhamheng

Unchalee Suwannasin

Phutthakhoun Phothisan

**Balance sheet**

Form : FS.01/CS

For quarter IV Year 2020, (Ending date 31/12/2020)

All currency to LAK

No.	Liabilities	Remarks	Amount	
			This quarter	Last quarter
<b>I</b>	<b>Debt Payable to Other Banks and Financial Institutions</b>		<b>53,348,500,000.00</b>	<b>52,975,860,585.58</b>
	1. Demand Deposits		-	-
	2. Fixed Deposits		-	1,110,585.58
	3. Borrowing Funds		53,348,500,000.00	52,974,750,000.00
	4. Other Debt Payable to Banks and Financial Institutions		-	-
<b>II</b>	<b>Debt Payable to Customers</b>		<b>1,714,106,466.78</b>	<b>1,690,260,779.58</b>
	1. Demand Deposits		1,550,906,106.14	1,529,906,457.14
	2. Fixed Deposits		163,200,360.64	160,354,322.44
	3. Other Debt Payable to Customers		-	-
<b>III</b>	<b>Securities Sold under repurchased agreement</b>		<b>-</b>	<b>-</b>
<b>IV</b>	<b>Debt Payable related Issuing Securities</b>		<b>-</b>	<b>-</b>
<b>V</b>	<b>Others Liabilities</b>		<b>31,229,468,877.26</b>	<b>30,363,757,109.76</b>
	1. Accrued Interest and other Account Payable		215,323,123.04	9,527,993.51
	2. Head Office / Branches		30,764,444,674.25	30,253,644,674.25
	3. Other		249,701,079.97	100,584,442.00
<b>Total of Liabilities</b>			<b>86,292,075,344.04</b>	<b>85,029,878,474.92</b>
<b>VI</b>	<b>Equity and its Similar</b>		<b>36,498,090,297.20</b>	<b>37,536,710,664.06</b>
	1. Registered Capital		100,111,940,337.00	100,111,940,337.00
	2. Share's Premium		-	-
	3. Legal Reserve		-	-
	4. Reserve for Expansion Business		-	-
	5. Other Reserve		-	-
	6. Margin for Revaluation		-	-
	7. Provisions under BOL's Regulations		-	-
	8. Retained Earning ( +/ )		(60,856,982,880.46)	(60,856,982,880.46)
	9. Result in Instance of Approval ( +/ )		-	-
	10. Result of the year ( +/ )		(2,756,867,159.34)	(1,718,246,792.48)
	11. Subvention and Allocated Funds		-	-
	12. Subordinated Debts		-	-
<b>Total of Liabilities and Equity</b>			<b>122,790,165,641.24</b>	<b>122,566,589,138.98</b>

05/01/2021

Director

Auditor


Credit

Accountant


Creator



Unchalee Suwannasin



Souksavanh Luangamarth



Hongkham Vongkhamheng



Unchalee Suwannasin



Phutthakhoun Phothisan

**Income statement**

For quarter IV Year 2020, (Ending date 31/12/2020)

Unit : LAK

No.	Detail	Remarks	Amount	
			This quarter	Last quarter
<b>A. Operating Income and Expenses</b>				
1	+Interest Incomes and its Equivalents		<b>534,176,369.89</b>	<b>534,176,369.89</b>
	1.1 Interest and its Equivalents from Interbanks		0.00	0.00
	1.2 Interest and its Equivalents from Customers		147,875,000.00	147,875,000.00
	1.3 Interest from Securities purchased under resale agreement		0.00	0.00
	1.4 Interest and its Equivalents from Securities for Investment		386,301,369.89	386,301,369.89
	1.5 Other Interest		0.00	0.00
2	Interest Expenses and its Equivalents		<b>(16,005,165.39)</b>	<b>(12,250,928.05)</b>
	2.1 Interest Expenses and its Equivalents to Interbank		(19,016.00)	(24,766.00)
	2.2 Interest Expenses and its Equivalents to Customers		(15,986,149.39)	(12,226,162.05)
	2.3 Interest Expenses on Securities Sold under Repurchased agreement		0.00	0.00
	2.4 Interest Expenses on Certificates of Deposits		0.00	0.00
	2.5 Interest and Interest Inequivalent		0.00	0.00
3	+ / Gain / Loss on Trading Gold and other Precious Metal		<b>0.00</b>	<b>0.00</b>
<b>I. Incomes Expenses Interest Margin ( 1 + 2 + 3 )</b>			<b>518,171,204.50</b>	<b>521,925,441.84</b>
4	+ Incomes from Leasing and Lease Available to buy		0.00	0.00
5	Expenses on Leasing and Lease Available to buy		0.00	0.00
6	+ Incomes from Rental		0.00	0.00
7	Expenses on Rental		0.00	0.00
8	+ Incomes from Capital Contribution / Shares		0.00	0.00
9	+ Fees and Financial services Commissions Income		1,944,255.17	1,934,255.17
10	Fees and Financial services Commission Expenses		(76,067,892.13)	(58,371,654.86)
11	+ / Profit / Loss on Dealing Securities		0.00	0.00
12	+ / Profit / Loss on Securities Available for Sale		0.00	0.00
13	+ / Net Profit / Loss on Foreign Exchange		(10,866,093.68)	(8,740,096.41)
14	+ / Net Profit / Loss on trading Conditional Instrument		0.00	0.00
<b>II. Net Operating Incomes ( 4+5+6+7+8+9+10+11+12+13+14)</b>			<b>433,181,473.86</b>	<b>456,747,945.74</b>
<b>B. Normal Incomes and Expenses</b>				
15	+ Other Operating Incomes		122,754,325.44	122,754,325.44
16	Administrations Expenses		<b>(3,261,054,625.27)</b>	<b>(2,254,682,027.85)</b>
	16.1 Employees's Expenses		(1,066,053,921.44)	(764,153,612.94)
	16.2 Other Administrations Expenses		(2,195,000,703.83)	(1,490,528,414.91)
17	Amortization and Depreciation Expenses of Tangible and Intangible FA		(20,253,984.37)	(12,009,079.81)
18	Other Operating Expenses		(31,494,349.00)	(31,057,956.00)

**Income statement**

Form : FS 02/CB

For quarter IV Year 2020, (Ending date 31/12/2020)

Unit : LAK

No.	Detail	Remarks	Amount	
			This quarter	Last quarter
19	+ / Net Income / Expenses on Revaluation Debt and Off Balance Sheet Items		<u>0.00</u>	<u>0.00</u>
	19.1 Depreciation on Bad Debt and Debt Payable		0.00	0.00
	19.2 Reverse Depreciation on Bad Debt and writoff Debt Revenue		0.00	0.00
20	+ / Net Gain / Loss from Revaluation Financial Asset		0.00	0.00
<b>III. Net Normal Incomes / Expenses ( 15 + 16 + 17 + 18 + 19 + 20 )</b>			<b>(3,190,048,633.20)</b>	<b>(2,174,994,738.22)</b>
<b>IV. Result before Extraordinary Items</b>			<b>(2,756,867,159.34)</b>	<b>(1,718,246,792.48)</b>
21	Tax Profit		0.00	0.00
<b>V. Net results in a month</b>			<b>(2,756,867,159.34)</b>	<b>(1,718,246,792.48)</b>
<b>C. Other Income that not from business</b>			<u>0.00</u>	<u>0.00</u>
22	Changes in capital gains from asset valuation		0.00	0.00
23	Gain (Loss) to estimate the cost of asset for sale		0.00	0.00
24	Profit tax raising from other income		0.00	0.00
<b>Net total of profit (Loss) that not from business</b>			<b>(2,756,867,159.34)</b>	<b>(1,718,246,792.48)</b>

05/01/2021

Director


Auditor

Credit

Accountant

Creator







Unchalee Suwannasin

Souksavanh Luangamarth

Hongkham Vongkhamheng

Unchalee Suwannasin

Phutthakhoun Phothis