

Balance sheet

Form : FS.01/CS

For quarter III Year 2020, (Ending date 30/09/2020)


All currency to LAK

No.	Assets	Remarks	Amount	
			This quarter	Last quarter
I	Cash and Nostro Accounts with Central Bank		112,443,356,427.13	111,664,198,904.21
	1. Cash and Cash Equivalents		1,159,855,149.36	1,074,611,020.39
	2. Demand Deposits		111,128,824,995.74	110,437,877,351.76
	3. Fixed Deposits		154,676,282.03	151,710,532.06
II	Amount Due from Other Banks		9,574,288,559.54	10,231,617,984.84
	1. Demand Deposits		9,574,288,559.54	10,231,617,984.84
	2. Fixed Deposits		-	-
	3. Net Loans and Advances		-	-
III	Securities purchased under resale agreements		-	-
IV	Net Investment in Securities		-	-
	1. Dealing Securities		-	-
	2. Securities Available for sale		-	-
	3. Securities for Investment		-	-
V	Net loans and Advances to Customers		-	-
VI	Investment in Subsidiaries, Joint Venture and holding Securities at Stocks Inst.		-	-
VII	Leasing and General Lease		-	-
VIII	Net Fixed Assets		35,358,700.88	39,349,725.41
	1. Fixed Assets under purchasing of Constructing		-	-
	2. Intangible Assets		24,008,109.22	25,793,210.85
	3. Property, Plant and Equipment		11,350,591.66	13,556,514.56
	4. Right to Rent Property (NBV)		-	-
IX	Registered Capital not reimbursed		-	-
X	Others Assets		513,585,451.43	26,437,382.40
	1. Accrued Interest and other Account Receivable		-	-
	2. Head Office and Branches		-	-
	3. Others		513,585,451.43	26,437,382.40
Total of Assets			122,566,589,138.98	121,961,603,996.86


02/10/2020




Auditor


 Souksavanh Luangamarth

Credit


 Hongkham Vongkhamheng

Accountant


 Unchalee Suwannasin

Creator


 Phutthakhoun Phothisan

Balance sheet


Form : FS.01/CS

For quarter III Year 2020, (Ending date 30/09/2020)

All currency to LAK

No.	Liabilities	Remarks	Amount	
			This quarter	Last quarter
I	Debt Payable to Other Banks and Financial Institutions		52,975,860,585.58	51,883,352,341.58
	1. Demand Deposits		-	-
	2. Fixed Deposits		1,110,585.58	1,102,341.58
	3. Borrowing Funds		52,974,750,000.00	51,882,250,000.00
	4. Other Debt Payable to Banks and Financial Institutions		-	-
II	Debt Payable to Customers		1,690,260,779.58	1,627,434,922.33
	1. Demand Deposits		1,529,906,457.14	1,452,862,238.27
	2. Fixed Deposits		160,354,322.44	174,572,684.06
	3. Other Debt Payable to Customers		-	-
III	Securities Sold under repurchased agreement		-	-
IV	Debt Payable related issuing Securities		-	-
V	Others Liabilities		30,363,757,109.76	30,176,043,918.80
	1. Accrued Interest and other Account Payable		9,527,993.51	67,444,412.55
	2. Head Office / Branches		30,253,644,674.25	30,011,444,674.25
	3. Other		100,584,442.00	97,154,832.00
Total of Liabilities			85,029,878,474.92	83,686,831,182.71
VI	Equity and its Similar		37,536,710,664.06	38,274,772,814.15
	1. Registered Capital		100,111,940,337.00	100,111,940,337.00
	2. Share's Premium		-	-
	3. Legal Reserve		-	-
	4. Reserve for Expansion Business		-	-
	5. Other Reserve		-	-
	6. Margin for Revaluation		-	-
	7. Provisions under BOL's Regulations		-	-
	8. Retained Earning (+/)		(60,856,982,880.46)	(60,856,982,880.46)
	9. Result in Instance of Approval (+/)		-	-
	10. Result of the year (+/)		(1,718,246,792.48)	(980,184,642.39)
	11. Subvention and Allocated Funds		-	-
	12. Subordinated Debts		-	-
Total of Liabilities and Equity			122,566,589,138.98	121,961,603,996.86

02/10/2020


Auditor

Souksavanh Luangamarth

Credit

Hongkham Vongkhamheng

Accountant

Unchalee Suwannasin

Creator

Phutthakhoun Phothisan

Income statement

For quarter III Year 2020, (Ending date 30/09/2020)

Unit : LAK

No.	Detail	Remarks	Amount	
			This quarter	Last quarter
A. Operating Income and Expenses				
1	+Interest Incomes and its Equivalents		534,176,369.89	534,176,369.89
	1.1 Interest and its Equivalents from Interbanks		0.00	0.00
	1.2 Interest and its Equivalents from Customers		147,875,000.00	147,875,000.00
	1.3 Interest from Securities purchased under resale agreement		0.00	0.00
	1.4 Interest and its Equivalents from Securities for Investment		386,301,369.89	386,301,369.89
	1.5 Other Interest		0.00	0.00
2	Interest Expenses and its Equivalents		(12,250,928.05)	(8,642,562.85)
	2.1 Interest Expenses and its Equivalents to Interbank		(24,766.00)	(16,388.00)
	2.2 Interest Expenses and its Equivalents to Customers		(12,226,162.05)	(8,626,174.85)
	2.3 Interest Expenses on Securities Sold under Repurchased agreement		0.00	0.00
	2.4 Interest Expenses on Certificates of Deposits		0.00	0.00
	2.5 Interest and Interest Inequivalent		0.00	0.00
3	+ / Gain / Loss on Trading Gold and other Precious Metal		0.00	0.00
I. Incomes Expenses Interest Margin (1 + 2 + 3)			521,925,441.84	525,533,807.04
4	+ Incomes from Leasing and Lease Available to buy		0.00	0.00
5	Expenses on Leasing and Lease Available to buy		0.00	0.00
6	+ Incomes from Rental		0.00	0.00
7	Expenses on Rental		0.00	0.00
8	+ Incomes from Capital Contribution / Shares		0.00	0.00
9	+ Fees and Financial services Commissions Income		1,934,255.17	1,834,255.17
10	Fees and Financial services Commission Expenses		(58,371,654.86)	(39,284,062.64)
11	+ / Profit / Loss on Dealing Securities		0.00	0.00
12	+ / Profit / Loss on Securities Available for Sale		0.00	0.00
13	+ / Net Profit / Loss on Foreign Exchange		(8,740,096.41)	1,386,827.15
14	+ / Net Profit / Loss on trading Conditional Instrument		0.00	0.00
II. Net Operating Incomes (4+5+6+7+8+9+10+11+12+13+14)			456,747,945.74	489,470,826.72
B. Normal Incomes and Expenses				
15	+ Other Operating Incomes		122,754,325.44	94,897,650.00
16	Administrations Expenses		(2,254,682,027.85)	(1,525,871,607.83)
	16.1 Employees's Expenses		(764,153,612.94)	(547,566,874.74)
	16.2 Other Administrations Expenses		(1,490,528,414.91)	(978,304,733.09)
17	Amortization and Depreciation Expenses of Tangible and Intangible FA		(12,009,079.81)	(8,018,055.28)
18	Other Operating Expenses		(31,057,956.00)	(30,663,456.00)

Income statement

Form : FS 02/CB

For quarter III Year 2020, (Ending date 30/09/2020)


Unit : LAK


No.	Detail	Remarks	Amount	
			This quarter	Last quarter
19	+ / Net Income / Expenses on Revaluation Debt and Off Balance Sheet Items		<u>0.00</u>	<u>0.00</u>
	19.1 Depreciation on Bad Debt and Debt Payable		0.00	0.00
	19.2 Reverse Depreciation on Bad Debt and writoff Debt Revenue		0.00	0.00
20	+ / Net Gain / Loss from Revaluation Financial Asset		0.00	0.00
III. Net Normal Incomes / Expenses (15 + 16 + 17 + 18 + 19 + 20)			(2,174,994,738.22)	(1,469,655,469.11)
IV. Result before Extraordinary Items			(1,718,246,792.48)	(980,184,642.39)
21	Tax Profit		0.00	0.00
V. Net results in a month			(1,718,246,792.48)	(980,184,642.39)
C. Other Income that not from business			<u>0.00</u>	<u>0.00</u>
22	Changes in capital gains from asset valuation		0.00	0.00
23	Gain (Loss) to estimate the cost of asset for sale		0.00	0.00
24	Profit tax raising from other income		0.00	0.00
Net total of profit (Loss) that not from business			(1,718,246,792.48)	(980,184,642.39)

02/10/2020


Auditor

 Souksavanh Luangamarth

Credit

 Hongkham Vongkhamheng

Accountant

 Unchalee Suwannasin

Creator

 Phutthakhoun Phothis