

**Balance sheet**


Form : FS.01/CS

For quarter I Year 2019, (Ending date 31/03/2019)

All currency to LAK

No.	Assets	Remarks	Amount	
			This quarter	Last quarter
I	<b>Cash and Nostro Accounts with Central Bank</b>		<b>109.024.330.843,48</b>	<b>77.843.688.664,73</b>
	1. Cash and Cash Equivalents		1.573.934.780,90	1.624.063.177,15
	2. Demand Deposits		105.529.779.557,26	75.929.643.940,61
	3. Fixed Deposits		1.920.616.505,32	289.981.546,97
II	<b>Amount Due from Other Banks</b>		<b>10.853.420.813,30</b>	<b>25.066.022.892,60</b>
	1. Demand Deposits		10.853.420.813,30	11.946.022.892,60
	2. Fixed Deposits		-	-
	3. Net Loans and Advances		-	13.120.000.000,00
III	<b>Securities purchased under resale agreements</b>		-	-
IV	<b>Net Investment In Securities</b>		-	-
	1. Dealing Securities		-	-
	2. Securities Available for sale		-	-
	3. Securities for Investment		-	-
V	<b>Net loans and Advances to Customers</b>		<b>17.000.000.000,00</b>	<b>17.000.000.000,00</b>
VI	<b>Investment In Subsidiaries, Joint Venture and holding Securities at Stocks Inst.</b>		0	0
VII	<b>Leasing and General Lease</b>		-	-
VIII	<b>Net Fixed Assets</b>		<b>442.961.229,21</b>	<b>730.507.301,40</b>
	1. Fixed Assets under purchasing of Constructing		-	-
	2. Intangible Assets		277.237.524,69	484.819.306,59
	3. Property, Plant and Equipment		165.723.704,52	245.687.994,81
IX	<b>Registered Capital not reimbursed</b>		-	-
X	<b>Others Assets</b>		<b>521.347.459,92</b>	<b>1.636.936.499,70</b>
	1. Accrued Interest and other Account Receivable		95.152.777,77	929.580.049,89
	2. Head Office and Branches		-	-
	3. Others		426.194.682,15	707.356.449,81
	<b>Total of Assets</b>		<b>137.842.060.345,91</b>	<b>122.277.155.358,43</b>

02/04/2019




Director


Auditor


Credit


Accountant

Creator

  
 Souksavanh Luangamarth

  
 Pheudsaphone Phetthongphim

  
 Unchalee Suwannasin

  
 Phutthakhoun Phothisan



**Income statement**

Form : FS 02/CB

For quarter I Year 2019, (Ending date 31/03/2019)

Unit : LAK

No.	Detail	Remarks	Amount	
			This quarter	Last quarter
<b>A. Operating Income and Expenses</b>				
1	+Interest Incomes and its Equivalents		<b>376.472.222,20</b>	<b>2.038.124.999,99</b>
	1.1 Interest and its Equivalents from Interbanks		100.222.222,22	1.189.911.111,13
	1.2 Interest and its Equivalents from Customers		276.249.999,98	848.213.888,86
	1.3 Interest from Securities purchased under resale agreement		0,00	0,00
	1.4 Interest and its Equivalents from Securities for Investment		0,00	0,00
	1.5 Other Interest		0,00	0,00
2	Interest Expenses and its Equivalents		<b>(7.645.019,51)</b>	<b>(19.505.189,63)</b>
	2.1 Interest Expenses and its Equivalents to Interbank		(7.835,00)	(31.192,84)
	2.2 Interest Expenses and its Equivalents to Customers		(7.637.184,51)	(19.473.996,79)
	2.3 Interest Expenses on Securities Sold under Repurchased agreement		0,00	0,00
	2.4 Interest Expenses on Certificates of Deposits		0,00	0,00
	2.5 Interest and Interest Inequivalent		0,00	0,00
3	+ / . Gain / Loss on Trading Gold and other Precious Metal		<b>0,00</b>	<b>0,00</b>
<b>I. Incomes .Expenses Interest Magin ( 1 + 2 + 3 )</b>			<b>368.827.202,69</b>	<b>2.018.619.810,36</b>
4	+ Incomes from Leasing and Lease Available to buy		0,00	0,00
5	Expenses on Leasing and Lease Available to buy		0,00	0,00
6	+ Incomes from Rental		0,00	0,00
7	Expenses on Rental		0,00	0,00
8	+ Incomes from Capital Contribution / Shares		0,00	0,00
9	+ Fees and Financial services Commissions Income		13.088.115,82	50.740.439,46
10	Fees and Financial services Commission Expenses		(23.769.054,52)	(76.365.064,33)
11	+ / .Profit / Loss on Dealing Securities		0,00	0,00
12	+ / .Profit / Loss on Securities Available for Sale		0,00	0,00
13	+ / .Net Profit / Loss on Foreign Exchange		6.940.000,83	30.898.542,86
14	+ / .Net Profit / Loss on trading Conditional Instrument		0,00	0,00
<b>II. Net Operating Incomes ( 4+5+6+7+8+9+10+11+12+13+14)</b>			<b>365.086.264,82</b>	<b>2.023.893.728,35</b>
<b>B. Normal Incomes and Expenses</b>				
15	+ Other Operating Incomes		88.134.165,50	131.200.000,00
16	Administrations Expenses		<b>(697.203.008,02)</b>	<b>(3.090.948.800,58)</b>
	16.1 Employees's Expenses		(338.293.922,52)	(1.098.878.735,34)
	16.2 Other Administrations Expenses		(358.909.085,50)	(1.992.070.065,24)
17	Amortization and Depreciation Expenses of Tangible and Intangible FA		(287.546.072,19)	(1.217.885.506,32)
18	Other Operating Expenses		(33.603.545,00)	(68.673.398,00)

**Income statement**

Form : FS 02/CB

For quarter I Year 2019, (Ending date 31/03/2019)

Unit : LAK

No.	Detail	Remarks	Amount	
			This quarter	Last quarter
19	+ / Net Income / Expenses on Revaluation Debt and Off Balance Sheet Items		<u>0,00</u>	<u>0,00</u>
	19.1 Depreciation on Bad Debt and Debt Payable		(49.208.500.000,00)	0,00
	19.2 Reverse Depreciation on Bad Debt and writoff Debt Revenue		49.208.500.000,00	0,00
20	+ / Net Gain / Loss from Revaluation Financial Asset		0,00	0,00
<b>III. Net Normal Incomes ,Expenses ( 15 + 16 + 17 + 18 + 19 + 20 )</b>			<b>(930.218.459,71)</b>	<b>(4.246.307.704,90)</b>
<b>IV. Result before Extraordinary Items</b>			<b>(565.132.194,89)</b>	<b>(2.222.413.976,55)</b>
21	Tax Profit		0,00	0,00
<b>V. Net results in a month</b>			<b>(565.132.194,89)</b>	<b>(2.222.413.976,55)</b>
<b>C. Other income that not from business</b>			<u>0,00</u>	<u>0,00</u>
22	Changes in capital gains from asset valuation		0,00	0,00
23	Gain (Loss) to estimate the cost of asset for sale		0,00	0,00
24	Profit tax raising from other income		0,00	0,00
<b>Net total of profit (Loss) that not from business</b>			<b>(565.132.194,89)</b>	<b>(2.222.413.976,55)</b>

02/04/2019



Auditor

Souksavanh Luangamarth

Credit

Phudsaphone Phetthongphim

Accountant

Unchalee Suwannasin

Creater

Phutthakhoun Phothisan