

Balance Sheet

For Period: I

Ending:31/03/2017

Item	Assets	Note	Amount	
			This Quarter	Last Quarter
I	Cash and deposit with Central bank		54,308,663,195.88	41,066,472,660.92
	1. Cash or cash equivalent		768,575,623.84	2,942,647,317.63
	2. Deposit with Central Bank-Demand		41,005,599,116.04	25,561,216,177.39
	3. Deposit with Central Bank-Time		12,534,488,456.00	12,562,609,165.90
II	Due from Other Bank		65,276,729,532.67	77,265,384,117.63
	1. Demand Deposit		12,796,729,532.67	11,665,384,117.63
	2. Time Deposit		-	-
	3. Loan and Advance-net		52,480,000,000.00	65,600,000,000.00
III	Securities Bought under Repurchase Agreement		-	-
IV	Investment-Net		-	-
	1. Securities for trading		-	-
	2. Securities - Available for sale		-	-
	3. Securities - Held to Maturity		-	-
V	Loan and Advance,Net		30,046,250,000.00	26,985,875,000.00
VI	Investment in Subsidiaries and Associates,Net		-	-
VII	Hire Puchase and Financial Leasing		-	-
VIII	Fix Asset-Net		2,853,106,751.19	3,152,924,453.58
	1. Fix Assets under purchasing or Construction		-	-
	2. Intangible Fixed Assets		1,968,131,346.89	2,176,722,102.56
	3. Tangible Fixed Assets		884,975,404.30	976,202,351.02
IX	Capital Fund-unpaid		-	-
X	Other Assets		4,934,947,255.01	4,084,607,650.14
	1. Accrued Recievable-Interest & Income		2,338,761,205.68	1,211,577,116.86
	2. HO & Inter Office Account		-	-
	3. Others		2,596,186,049.34	2,873,030,533.28
	Total Assets		157,419,696,734.75	152,555,263,882.27

Vientiane Date:

31/03/2017

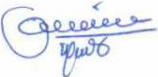
Create by

Head of Accounting

Head of Credit

Head of Audit

General Manager







Balance Sheet

For Period: I

Ending:31/03/2017

Item	Liabilities	Note	Amount	
			This Quarter	Last Quarter
I	Due to Other Bank & Fis		55,593,500,000.00	50,471,750,000.00
	1. Deposit-Demand		-	-
	2. Deposit-Time		8,501,000,000.00	3,500,000,000.00
	3. Borrowings		47,092,500,000.00	46,971,750,000.00
	4. Other Liabilities		-	-
II	Due to Customer		2,052,860,988.76	2,470,989,035.05
	1. Deposit-Demand		1,870,955,976.80	2,310,482,829.18
	2. Deposit-Time		181,905,011.96	160,506,205.87
	3. Other Liabilities		-	-
III	Securities Sold under Repurchase Agreement		-	-
IV	Other Liabilities under Securities Business		-	-
V	Other Liabilities		29,471,693,064.64	27,928,962,458.95
	1. Accrued Payable-Interest and Expenses		376,372,014.00	370,432,633.27
	2. HO & Inter Office Account		26,916,744,674.25	26,590,944,674.25
	3. Others		2,178,576,376.39	967,585,151.43
VI	Equity		70,301,642,681.35	71,683,562,388.26
	1. Capital Funds		100,111,940,337.00	100,111,940,337.00
	2. Premium on common Share		-	-
	3. Lagal Reserves		-	-
	4. Reserves for Business Expansion		-	-
	5. Other Reserves		-	-
	6. Conversion Account		-	-
	7. Provision under regulations		294,900,000.00	345,500,000.00
	8. Retain Earning		(28,773,877,948.74)	(4,642,037,482.37)
	9. Profit & Loss-unappropriated		-	-
	10. Profit & Loss for the year		(1,331,319,706.91)	(24,131,840,466.37)
	11. Financial Support and Allocated		-	-
	12. Subordinated Debt		-	-
	Total Liabilities		157,419,696,734.75	152,555,263,882.27

Vientiane Date:

31/03/2017


Create by


Head of Accounting

Head of Credit

Head of Audit

General Manager







Income Statement

LAK

For Period: I

Ending:31/03/2017

Item	Asset	Note	Amount	
			This Quarter	Last Quarter
	Income and Expenses for Business			
1	Interest Income		2,039,492,906.08	6,495,045,062.15
	1.1 Interest Income from Interbank		754,400,000.00	2,701,444,444.44
	1.2 Interest Income from Customer		1,285,092,906.08	3,793,600,617.71
	1.3 Interest Income from Repo		-	-
	1.4 Interest Income from Securities		-	-
	1.5 Interest Income from Other		-	-
2	Interest Expenses		(729,756,752.06)	(2,625,343,154.36)
	2.1 Interest Expenses from Interbank		(724,955,601.60)	(2,606,927,514.56)
	2.2 Interest Expenses from Customer		(4,801,150.46)	(18,415,639.80)
	2.3 Interest Expenses from Repo		-	-
	2.4 Interest Expenses for Debenture		-	-
			-	-
3	Profit & Loss from Trading of Gold & Metals Precious		-	-
	I. Net Interest Income & Expense (1+2+3)		1,309,736,154.02	3,869,701,907.79
4	Income from Hire Purchase & Financial Lease		-	-
5	Expenses from Hire Purchase & Financial Lease		-	-
6	Income from Operating Lease		-	-
7	Expenses from Operating Lease		-	-
8	Income on investment and equity interest		-	-
9	Income from fee and Financial Services		11,959,952.83	88,895,986.89
10	Expenses fee and Financial Services		(24,386,868.72)	(118,930,180.32)
11	Profit & Loss from securities-Trading		-	-
12	Profit & Loss from securities-Available for Sale		-	-
13	Profit & Loss from Foreign Exchange		(374,050,943.09)	433,150,716.39
14	Profit & Loss from Foreign Derivatives		-	-
	II. Net Operating Income (I + 4 ..14)		923,258,295.04	4,272,818,430.75

15	Other Income		65,600,000.00	1,880,741,562.50
16	Operating Banking Expenses		(784,944,549.81)	(2,892,050,683.20)
	16.1 Employ's Expenses		(415,283,326.96)	(1,117,622,965.63)
	16.2 Other Operating Expenses		(369,661,222.85)	(1,774,427,717.57)
17	Depreciation and Amortisation		(299,817,702.39)	(1,269,617,102.68)
18	Other Expenses		(1,235,415,749.75)	(2,813,951,423.74)
19	Adjustment on Valuetion of account receivable		-	(23,309,781,250.00)
	19.1 Allowance for Doubtful debt		-	(32,633,693,750.00)
	19.2 Reverse on Allowance for Doubtful debt		-	9,323,912,500.00
20	Adjustment on Valuetion of Investment Over 1 Year		-	-
	III. Net Operating Profit (15+..19)		(2,254,578,001.95)	(28,404,658,897.12)
	IV. Profit before Extraordinary Items (II - III)		(1,331,319,706.91)	(24,131,840,466.37)
21	Profit tax		-	-
	V. Profit before tax (IV+20+21-22)		(1,331,319,706.91)	(24,131,840,466.37)
22	Change of capital from revalue asset		-	-
23	profit and loss from revalue asset for sale		-	-
24	Income from without Main service Banking		-	-

Vientiane Date: 31/03/2017

Create by

Head of Accounting

Head of Credit

Head of Audit

General Manager





