

**Balance sheet**


Form : FS.01/CS


For quarter I Year 2022, (Ending date 31/03/2022)

All currency to LAK

No.	Assets	Remarks	Amount	
			This quarter	Last quarter
I	<b>Cash and Nostro Accounts with Central Bank</b>		<b>118,090,134,639.06</b>	<b>116,813,836,389.80</b>
	1. Cash and Cash Equivalents		891,187,472.79	952,436,294.65
	2. Demand Deposits		117,180,963,823.27	115,803,085,610.69
	3. Fixed Deposits		17,983,343.00	58,314,484.46
II	<b>Amount Due from Other Banks</b>		<b>15,511,499,896.33</b>	<b>14,322,951,300.04</b>
	1. Demand Deposits		15,511,499,896.33	14,322,951,300.04
	2. Fixed Deposits		-	-
	3. Net Loans and Advances		-	-
III	<b>Securities purchased under resale agreements</b>		-	-
IV	<b>Net Investment in Securities</b>		-	-
	1. Dealing Securities		-	-
	2. Securities Available for sale		-	-
	3. Securities for Investment		-	-
V	<b>Net loans and Advances to Customers</b>		-	-
VI	<b>Investment in Subsidiaries, Joint Venture and holding Securities at Stocks Inst.</b>		-	-
VII	<b>Leasing and General Lease</b>		-	-
VIII	<b>Net Fixed Assets</b>		<b>13,187,183.22</b>	<b>17,766,116.25</b>
	1. Fixed Assets under purchasing of Constructing		-	-
	2. Intangible Assets		10,877,067.13	11,885,239.73
	3. Property, Plant and Equipment		2,310,116.09	5,880,876.52
	4. Right to Rent Property (NBV)		-	-
IX	<b>Registered Capital not reimbursed</b>		-	-
X	<b>Others Assets</b>		<b>4,911,623.70</b>	<b>486,719,883.34</b>
	1. Accrued Interest and other Account Receivable		-	-
	2. Head Office and Branches		-	-
	3. Others		4,911,623.70	486,719,883.34
<b>Total of Assets</b>			<b>133,619,733,342.31</b>	<b>131,641,273,689.43</b>

04/04/2022


**Auditor**
**Credit**
**Accountant**
**Creator**





Vanna Chanthavongdeuane

Hongkham Vongkhamheng

Unchalee Suwannasin

Phutthakhoun Phothisan

**Balance sheet**

Form : FS.01/CS


For quarter I Year 2022, (Ending date 31/03/2022)


All currency to LAK

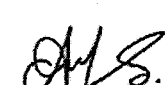
No.	Liabilities	Remarks	Amount	
			This quarter	Last quarter
<b>I</b>	<b>Debt Payable to Other Banks and Financial Institutions</b>		<b>67,441,750,000.00</b>	<b>64,158,500,000.00</b>
	1. Demand Deposits		-	-
	2. Fixed Deposits		-	-
	3. Borrowing Funds		67,441,750,000.00	64,158,500,000.00
	4. Other Debt Payable to Banks and Financial Institutions		-	-
<b>II</b>	<b>Debt Payable to Customers</b>		<b>-</b>	<b>788,678,588.12</b>
	1. Demand Deposits		-	788,678,588.12
	2. Fixed Deposits		-	-
	3. Other Debt Payable to Customers		-	-
<b>III</b>	<b>Securities Sold under repurchased agreement</b>		<b>-</b>	<b>-</b>
<b>IV</b>	<b>Debt Payable related Issuing Securities</b>		<b>-</b>	<b>-</b>
<b>V</b>	<b>Others Liabilities</b>		<b>35,470,182,592.93</b>	<b>33,887,645,909.20</b>
	1. Accrued Interest and other Account Payable		732,735,817.68	651,103,611.05
	2. Head Office / Branches		34,602,644,674.25	33,123,544,674.25
	3. Other		134,802,101.00	112,997,623.90
<b>Total of Liabilities</b>			<b>102,911,932,592.93</b>	<b>98,834,824,497.32</b>
<b>VI</b>	<b>Equity and Its Similar</b>		<b>30,707,800,749.39</b>	<b>32,806,449,192.11</b>
	1. Registered Capital		100,111,940,337.00	100,111,940,337.00
	2. Share's Premium		-	-
	3. Legal Reserve		-	-
	4. Reserve for Expansion Business		-	-
	5. Other Reserve		-	-
	6. Margin for Revaluation		-	-
	7. Provisions under BOL's Regulations		-	-
	8. Retained Earning (+/-)		(67,305,491,144.89)	(63,613,850,039.80)
	9. Result in Instance of Approval (+/-)		-	-
	10. Result of the year (+/-)		(2,098,648,442.72)	(3,691,641,105.09)
	11. Subvention and Allocated Funds		-	-
	12. Subordinated Debts		-	-
<b>Total of Liabilities and Equity</b>			<b>133,619,733,342.31</b>	<b>131,641,273,689.43</b>


04/04/2022



**Auditor**  
  
 Vanna Chanthavongdeuane

**Credit**  
  
 Hongkham Vongkhamheng

**Accountant**  
  
 Unchalee Suwannasin

**Creator**  
  
 Phutthakhoun Phothisan

**Income statement**

Form : FS 02/CB

For quarter I Year 2022, (Ending date 31/03/2022)

Unit : LAK

No.	Detail	Remarks	Amount	
			This quarter	Last quarter
<b>A. Operating Income and Expenses</b>				
1	+Interest Incomes and its Equivalents		<b>606,439,729.12</b>	<b>0.00</b>
1.1	Interest and its Equivalents from Interbanks		0.00	0.00
1.2	Interest and its Equivalents from Customers		606,439,729.12	0.00
1.3	Interest from Securities purchased under resale agreement		0.00	0.00
1.4	Interest and its Equivalents from Securities for Investment		0.00	0.00
1.5	Other Interest		0.00	0.00
2	Interest Expenses and its Equivalents		<b>(22,702.37)</b>	<b>(10,360,115.82)</b>
2.1	Interest Expenses and its Equivalents to Interbank		0.00	0.00
2.2	Interest Expenses and its Equivalents to Customers		(22,702.37)	(10,360,115.82)
2.3	Interest Expenses on Securities Sold under Repurchased agreement		0.00	0.00
2.4	Interest Expenses on Certificates of Deposits		0.00	0.00
2.5	Interest and Interest Inequivalent		0.00	0.00
3	+ / . Gain / Loss on Trading Gold and other Precious Metal		<b>0.00</b>	<b>0.00</b>
<b>I. Incomes ,Expenses Interest Magin ( 1 + 2 + 3 )</b>			<b>606,417,026.75</b>	<b>(10,360,115.82)</b>
4	+ Incomes from Leasing and Lease Available to buy		0.00	0.00
5	Expenses on Leasing and Lease Available to buy		0.00	0.00
6	+ Incomes from Rental		0.00	0.00
7	Expenses on Rental		0.00	0.00
8	+ Incomes from Capital Contribution / Shares		0.00	0.00
9	+ Fees and Financial services Commissions Income		0.00	389,895.60
10	Fees and Financial services Commission Expenses		(12,543,200.00)	(78,227,253.80)
11	+ / .Profit / Loss on Dealing Securities		0.00	0.00
12	+ / .Profit / Loss on Securities Available for Sale		0.00	0.00
13	+ / Net Profit / Loss on Foreign Exchange		(220,188,229.98)	(752,285,676.56)
14	+ / Net Profit / Loss on trading Conditional Instrument		0.00	0.00
<b>II. Net Operating Incomes ( 4+5+6+7+8+9+10+11+12+13+14)</b>			<b>373,685,596.77</b>	<b>(840,483,150.58)</b>
<b>B. Normal Incomes and Expenses</b>				
15	+ Other Operating Incomes		23,456,250.00	54,967,938.88
16	Administrations Expenses		<b>(2,490,880,587.46)</b>	<b>(2,895,205,133.32)</b>
16.1	Employees's Expenses		(257,931,921.09)	(700,525,762.04)
16.2	Other Administrations Expenses		(2,232,948,666.37)	(2,194,679,371.28)
17	Amortization and Depreciation Expenses of Tangible and Intangible FA		(4,578,933.03)	(9,347,680.07)
18	Other Operating Expenses		(330,769.00)	(1,573,080.00)

**Income statement**

Form : FS 02/CB

For quarter I Year 2022, (Ending date 31/03/2022)

Unit : LAK

No.	Detail	Remarks	Amount	
			This quarter	Last quarter
19	+ / Net Income / Expenses on Revaluation Debt and Off Balance Sheet Items		<u>0.00</u>	<u>0.00</u>
	19.1 Depreciation on Bad Debt and Debt Payable		0.00	0.00
	19.2 Reverse Depreciation on Bad Debt and writoff Debt Revenue		0.00	0.00
20	+ / Net Gain / Loss from Revaluation Financial Asset		0.00	0.00
<b>III. Net Normal Incomes ,Expenses ( 15 + 16 + 17 + 18 + 19 + 20 )</b>			<b>(2,472,334,039.49)</b>	<b>(2,851,157,954.51)</b>
<b>IV. Result before Extraordinary Items</b>			<b>(2,098,648,442.72)</b>	<b>(3,691,641,105.09)</b>
21	Tax Profit		0.00	0.00
<b>V. Net results in a month</b>			<b>(2,098,648,442.72)</b>	<b>(3,691,641,105.09)</b>
<b>C. Other Income that not from business</b>			<u>0.00</u>	<u>0.00</u>
22	Changes in capital gains from asset valuation		0.00	0.00
23	Gain (Loss) to estimate the cost of asset for sale		0.00	0.00
24	Profit tax raising from other income		0.00	0.00
<b>Net total of profit (Loss) that not from business</b>			<b>(2,098,648,442.72)</b>	<b>(3,691,641,105.09)</b>

04/04/2022


**Auditor**

Vanna Chanthavongdeuane

**Credit**

Hongkham Vongkhamheng

**Accountant**

Unchalee Suwannasin

**Creator**

Phutthakhoun Phc