

Balance sheet

Form : FS.01/CS

For quarter IV Year 2021, (Ending date 31/12/2021)

All currency to LAK

No.	Assets	Remarks	Amount	
			This quarter	Last quarter
I	Cash and Nostro Accounts with Central Bank		116,813,836,389.80	110,628,513,952.28
	1. Cash and Cash Equivalents		952,436,294.65	921,446,729.26
	2. Demand Deposits		115,803,085,610.69	109,622,306,168.90
	3. Fixed Deposits		58,314,484.46	84,761,054.12
II	Amount Due from Other Banks		14,322,951,300.04	14,733,950,726.60
	1. Demand Deposits		14,322,951,300.04	14,733,950,726.60
	2. Fixed Deposits		-	-
	3. Net Loans and Advances		-	-
III	Securities purchased under resale agreements		-	-
IV	Net Investment in Securities		-	-
	1. Dealing Securities		-	-
	2. Securities Available for sale		-	-
	3. Securities for Investment		-	-
V	Net loans and Advances to Customers		-	-
VI	Investment in Subsidiaries, Joint Venture and holding Securities at Stocks Inst.		-	-
VII	Leasing and General Lease		-	-
VIII	Net Fixed Assets		17,766,116.25	19,573,683.36
	1. Fixed Assets under purchasing of Constructing		-	-
	2. Intangible Assets		11,885,239.73	12,915,816.16
	3. Property, Plant and Equipment		5,880,876.52	6,657,867.20
	4. Right to Rent Property (NBV)		-	-
IX	Registered Capital not reimbursed		-	-
X	Others Assets		486,719,883.34	15,162,274.41
	1. Accrued Interest and other Account Receivable		-	-
	2. Head Office and Branches		-	-
	3. Others		486,719,883.34	15,162,274.41
	Total of Assets		131,641,273,689.43	125,397,200,636.65

05/01/2022



Auditor

Souksavanh Luangamarth

Credit

Hongkham Vongkhamheng

Accountant

Unchalee Suwannasin

Creator

Phutthakhoun Phothisan

Balance sheet


Form : FS.01/CS

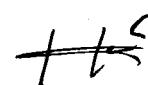
For quarter IV Year 2021, (Ending date 31/12/2021)


All currency to LAK

No.	Liabilities	Remarks	Amount	
			This quarter	Last quarter
I	Debt Payable to Other Banks and Financial Institutions		64,158,500,000.00	57,379,250,000.00
	1. Demand Deposits		-	-
	2. Fixed Deposits		-	-
	3. Borrowing Funds		64,158,500,000.00	57,379,250,000.00
	4. Other Debt Payable to Banks and Financial Institutions		-	-
II	Debt Payable to Customers		788,678,588.12	1,436,682,428.73
	1. Demand Deposits		788,678,588.12	1,378,538,530.73
	2. Fixed Deposits		-	58,143,898.00
	3. Other Debt Payable to Customers		-	-
III	Securities Sold under repurchased agreement		-	-
IV	Debt Payable related Issuing Securities		-	-
V	Others Liabilities		33,887,645,909.20	32,369,624,073.12
	1. Accrued Interest and other Account Payable		651,103,611.05	351,702,550.05
	2. Head Office / Branches		33,123,544,674.25	31,911,544,674.25
	3. Other		112,997,623.90	106,376,848.82
Total of Liabilities			98,834,824,497.32	91,185,556,501.85
VI	Equity and Its Similar		32,806,449,192.11	34,211,644,134.80
	1. Registered Capital		100,111,940,337.00	100,111,940,337.00
	2. Share's Premium		-	-
	3. Legal Reserve		-	-
	4. Reserve for Expansion Business		-	-
	5. Other Reserve		-	-
	6. Margin for Revaluation		-	-
	7. Provisions under BOL's Regulations		-	-
	8. Retained Earning (+/)		(63,613,850,039.80)	(63,613,850,039.80)
	9. Result in Instance of Approval (+/)		-	-
	10. Result of the year (+/)		(3,691,641,105.09)	(2,286,446,162.40)
	11. Subvention and Allocated Funds		-	-
	12. Subordinated Debts		-	-
Total of Liabilities and Equity			131,641,273,689.43	125,397,200,636.65

05/01/2022


Auditor

 Souksavanh Luangamarth

Credit

 Hongkham Vongkhamheng

Accountant

 Unchalee Suwannasin

Creator

 Phutthakhoun Phothisan

Income statement

Form : FS 02/CB

For quarter IV Year 2021, (Ending date 31/12/2021)

Unit : LAK

No.	Detail	Remarks	Amount	
			This quarter	Last quarter
A. Operating Income and Expenses				
1	+Interest Incomes and its Equivalents		<u>0.00</u>	<u>0.00</u>
	1.1 Interest and its Equivalents from Interbanks		0.00	0.00
	1.2 Interest and its Equivalents from Customers		0.00	0.00
	1.3 Interest from Securities purchased under resale agreement		0.00	0.00
	1.4 Interest and its Equivalents from Securities for Investment		0.00	0.00
	1.5 Other Interest		0.00	0.00
2	Interest Expenses and its Equivalents		<u>(10,360,115.82)</u>	<u>(9,452,308.04)</u>
	2.1 Interest Expenses and its Equivalents to Interbank		0.00	0.00
	2.2 Interest Expenses and Its Equivalents to Customers		(10,360,115.82)	(9,452,308.04)
	2.3 Interest Expenses on Securities Sold under Repurchased agreement		0.00	0.00
	2.4 Interest Expenses on Certificates of Deposits		0.00	0.00
	2.5 Interest and Interest Inequivalent		0.00	0.00
3	+ / Gain / Loss on Trading Gold and other Precious Metal		<u>0.00</u>	<u>0.00</u>
I. Incomes ,Expenses Interest Margin (1 + 2 + 3)			<u>(10,360,115.82)</u>	<u>(9,452,308.04)</u>
4	+ Incomes from Leasing and Lease Available to buy		0.00	0.00
5	Expenses on Leasing and Lease Available to buy		0.00	0.00
6	+ Incomes from Rental		0.00	0.00
7	Expenses on Rental		0.00	0.00
8	+ Incomes from Capital Contribution / Shares		0.00	0.00
9	+ Fees and Financial services Commissions Income		389,895.60	359,895.60
10	Fees and Financial services Commission Expenses		(78,227,253.80)	(60,207,258.62)
11	+ / Profit / Loss on Dealing Securities		0.00	0.00
12	+ / Profit / Loss on Securities Available for Sale		0.00	0.00
13	+ / Net Profit / Loss on Foreign Exchange		(752,285,676.56)	(160,668,163.74)
14	+ / Net Profit / Loss on trading Conditional Instrument		0.00	0.00
II. Net Operating Incomes (4+5+6+7+8+9+10+11+12+13+14)			<u>(840,483,150.58)</u>	<u>(229,967,834.80)</u>
B. Normal Incomes and Expenses				
15	+ Other Operating Incomes		54,967,938.88	51,597,038.88
16	Administrations Expenses		<u>(2,895,205,133.32)</u>	<u>(2,099,340,359.52)</u>
	16.1 Employees's Expenses		(700,525,762.04)	(517,813,237.53)
	16.2 Other Administrations Expenses		(2,194,679,371.28)	(1,581,527,121.99)
17	Amortization and Depreciation Expenses of Tangible and Intangible FA		(9,347,680.07)	(7,540,112.96)
18	Other Operating Expenses		(1,573,080.00)	(1,194,894.00)

Income statement

For quarter IV Year 2021, (Ending date 31/12/2021)

No.	Detail	Remarks	Amount	
			This quarter	Last quarter
19	+ / Net Income / Expenses on Revaluation Debt and Off Balance Sheet Items		<u>0.00</u>	<u>0.00</u>
	19.1 Depreciation on Bad Debt and Debt Payable		0.00	0.00
	19.2 Reverse Depreciation on Bad Debt and writoff Debt Revenue		0.00	0.00
20	+ / Net Gain / Loss from Revaluation Financial Asset		0.00	0.00
III. Net Normal Incomes / Expenses (15 + 16 + 17 + 18 + 19 + 20)			(2,851,157,954.51)	(2,056,478,327.60)
IV. Result before Extraordinary Items			(3,691,641,105.09)	(2,286,446,162.40)
21	Tax Profit		0.00	0.00
V. Net results in a month			(3,691,641,105.09)	(2,286,446,162.40)
C. Other income that not from business			<u>0.00</u>	<u>0.00</u>
22	Changes in capital gains from asset valuation		0.00	0.00
23	Gain (Loss) to estimate the cost of asset for sale		0.00	0.00
24	Profit tax raising from other income		0.00	0.00
Net total of profit (Loss) that not from business			(3,691,641,105.09)	(2,286,446,162.40)

05/01/2022



Auditor

[Signature]
Souksavanh Luangamarth

Credit

[Signature]
Hongkham Vongkhamheng

Accountant

[Signature]
Unchalee Suwannasin

Creator

[Signature]
Phutthakhoun Photthis