

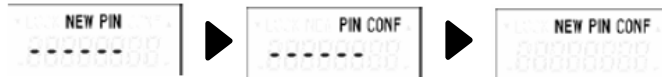



How to use Token



- How to open the Token device (For new device)
 1. Press hold down the triangle button  and then press the power button 
 2. when turning on the device, set the 6-digit numeric PIN.



- How to get the RESPONSE CODE
 1. When the device is opened, the screen will prompt APPL1



2. Press the number 2 button, the screen will prompt the blank 6 code



3. Enter Challenge No/Ref (get from www.bizchannel.cimbthai.com for Token device approver only)
4. The device will generate RESPONSE CODE (7-digit OTP)

